

ARION
630 C 620 C 610 C

CLAAS

The clever alternative.



A reliable partner –
ARION 600 C.





If you're looking for a reliable, well-built tractor with everything you need to successfully perform those arduous everyday tasks, you need look no further than the ARION 600 C. Its straightforward specification comes with all the essentials, it's economical to run, and so powerful that it can convincingly handle even the most difficult challenges.

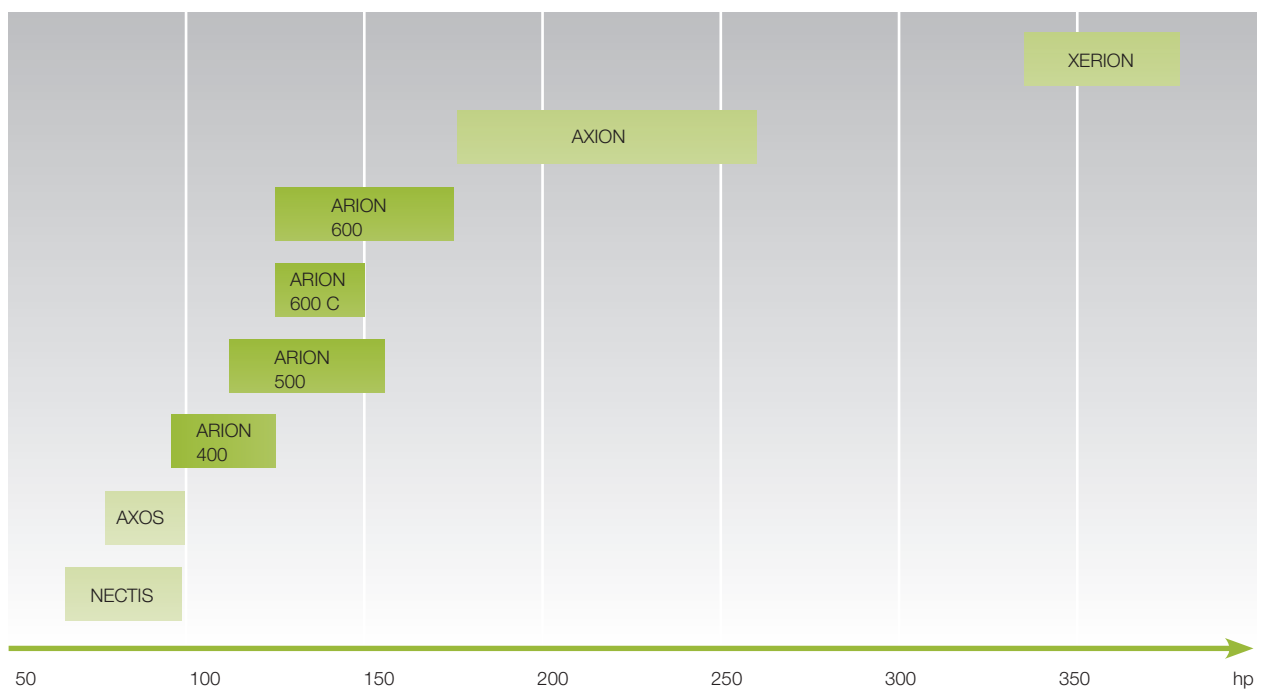
Of course the ARION 600 C has a range of useful new features, but it also boasts many characteristics that have already proven their worth a thousand times over in practice.

Contents

The ARION model series	4
Comfort	6
Comfort concept	8
Performance	12
Engine	14
Transmission	16
Manoeuvrability and stability on the road	18
Rear linkage	20
Front loader	22
Maintenance	24
FIRST CLAAS SERVICE®	
MAXI CARE®	26
Specifications	30



Three ranges between 112 and 175 hp*.



*All performance data show the maximum output in accordance with the ECE R 24 standard.

The ARION model series, with an impressive performance range.

Excellent, well-balanced performance.

CLAAS ARION provides a significant offering in the all-important mid-range category. There's always the right product to cover the huge range of applications for which these tractors are used. Are you looking for a good, all-round 4-cylinder tractor? Then the ARION 500 series is right for you. Or would you prefer a 6-cylinder model? Then your first choice has to be the ARION 600.

And if you're looking for a straightforward, simple, all-round tractor, then you need look no further than the ARION 600 C. The powerful 6-cylinder engines and QUADRISHIFT transmission of the ARION 600 C are designed to perform all kinds of work quickly and reliably.

The main differences between the ARION 600 and ARION 600 C.

	ARION 600 C	ARION 600
Transmission		
Changes in range and clutchless transmission	Button combination on the hand throttle	DRIVESTICK
Handling		
Multifunction armrest	–	●
Boost CPM	–	● (640)
Mechanical control valves	● (max. 4)	● (max. 4)
Electronic control valves	–	○ (max. 6)
Engine		
Engine	DPS 6-cylinder, 6.8-l common-rail injection system, TIER 3a, dual-valve technology	DPS 6-cylinder, 6.8-l common-rail injection system, TIER 3a, four-valve technology, cooled exhaust gas recirculation

● Standard ○ Optional


The image shows the interior of a truck cab from a driver's perspective. In the foreground, a grey upholstered seat is visible. To the right, a steering wheel with a black center and a dashboard with several gauges and a digital display are partially visible. The floor is covered with a white, textured mat. The overall lighting is bright and even, highlighting the clean and functional design of the cab's interior.

Comfortable
perspectives.



- Uncompromising driver comfort
- Spacious cab and excellent operating comfort
- 4-point cab suspension
- Long wheelbase for good road handling

Comfort



Comfort – typical for CLAAS.

CLAAS tractors have established a great reputation for comfort – and needless to say, the ARION 600 C is no exception.

Point for point, added driving comfort.

- Easy-to-use QUADRISHIFT transmission, completely shiftable without clutch actuation
- Proven 4-point cab suspension
- Comfortable, air-suspended driver's seat
- The most spacious cab on the market
- Powerful air conditioning system
- Effective noise insulation
- Straightforward operation
- Lighting design with up to ten work lights (H3 + H7)
- Long wheelbase for improved road handling

Total comfort,
and easy on your back.



Comfort concept

Come evening, the work's done –
and you're still full of energy.



With the OUTBACK S LITE display, the driver can easily
keep to the line indicated.





Each manoeuvre engaged instantaneously.

Our engineers design our tractors based on one simple premise: the machine should suit the user, and not the other way round.

The driver shouldn't have to read a huge user manual before operating the tractor. Good tractors can be operated simply and easily.

The multi-adjustable driver's seat can be adjusted to suit the driver perfectly. All of the controls and instruments are ergonomically arranged to create a healthier working environment. You can easily control the engine and speed control, and all of the QUADRISHIFT transmission switch functions, using the buttons on the hand throttle.

You have full control of the working speed and can concentrate fully on the job in hand.

A clear, easy-to-read display gives you all the relevant information you need. It's unlikely that you'll find a tractor that will help you with your daily work more efficiently.

CLAAS provides a complete range of retrofit steering systems to improve driving comfort and optimise operating costs. The tractor can be controlled automatically in tillage, forage harvesting or field maintenance using any one of three satellite-guided GPS PILOT systems and the 3D CAM PILOT camera.



Comfort concept




Unleash the power.



- Powerful, 6.8-litre 6-cylinder engine: 115 to 150 hp (ECE R 24)
- 16/16 QUADRISHIFT transmission with four powershift steps
- REVERSHIFT clutchless reverser
- Powerful hydraulics with 60/98 l/min
- Turning radius only 4.80 m

Performance

It's also got a few features that you won't necessarily need every day – extra reserves of power, for example.

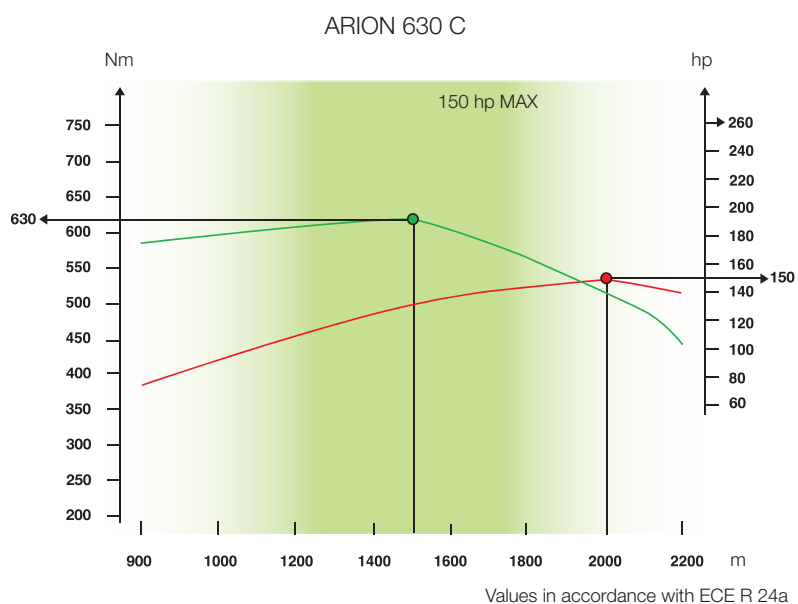




State-of-the-art, turbocharged, 6.8-litre 6-cylinder engines.

The electronically controlled, common-rail injection precisely delivers the fuel while at the same time keeping overall consumption low. Its high torque is impressive right down to the bottom end of the rpm range, and a huge torque rise allows the ARION 600 C to just hang on in, in the toughest conditions. Thanks to the 280-litre tank capacity, you'll always have enough fuel on board for long working days.

The good gear spacing of the QUADRISHIFT transmission with four powershift speeds and the use of ECO PTO shafts allow you to save even more fuel. In total there are four PTO speeds available. You can switch through them mechanically, while the electronically controlled multiplate clutch engages the PTO.



Engine



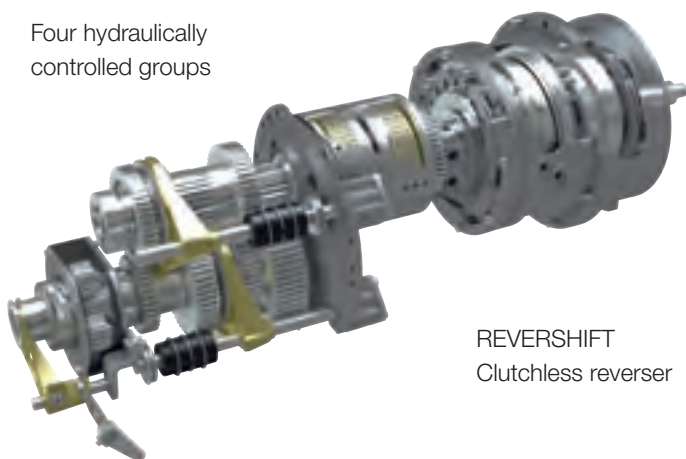
Under load in the field?
Quick manoeuvring with the front loader?

The powerful QUADRISHIFT transmission in the ARION 600 C will master any task with minimal loss of power, and sets a new standard in driving comfort.

You don't need a shift lever or a clutch pedal to operate the ARION 600 C. Instead, you simply push the "+/-" button and the range shift key on the hand throttle. It allows you to shift all four powershift speeds and ranges up and down quickly and conveniently, so that you can concentrate fully on the job in hand. You need the clutch pedal only for manoeuvring.

QUADRISHIFT
Four powershift ranges


Four hydraulically
controlled groups



REVERSHIFT
Clutchless reverser

Creeper gear

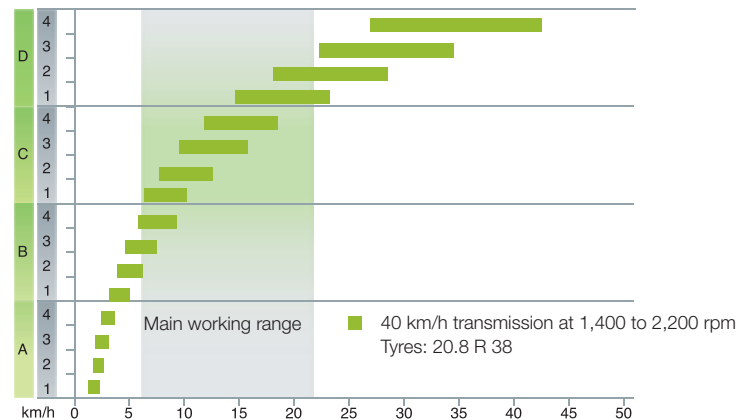
REVERSHIFT gives you a smooth reversing gear that you can operate with your fingertips.



No shift lever, no clutch pedal – with QUADRISHIFT, one press of a button is all you need.



With the excellent gear ranges of the QUADRISHIFT transmission, you can perform a significant part of your work in the main working range without having to change the gear range.



Easy to handle and nimble to manoeuvre – why not see for yourself.



Sophisticated design.

Grass harvesting or late autumn drilling are peak working times in which you need to avoid idle periods wherever possible. With a turning radius of just 4.80 metres, the ARION 600 C is one of the most agile tractors in its class.

A maximum steering angle of up to 55° is possible, thanks to the pivoting front wings. As a result, you save valuable centimetres and precious minutes when making turning manoeuvres. In conjunction with the front loader, the ARION 600 C boasts excellent manoeuvrability.

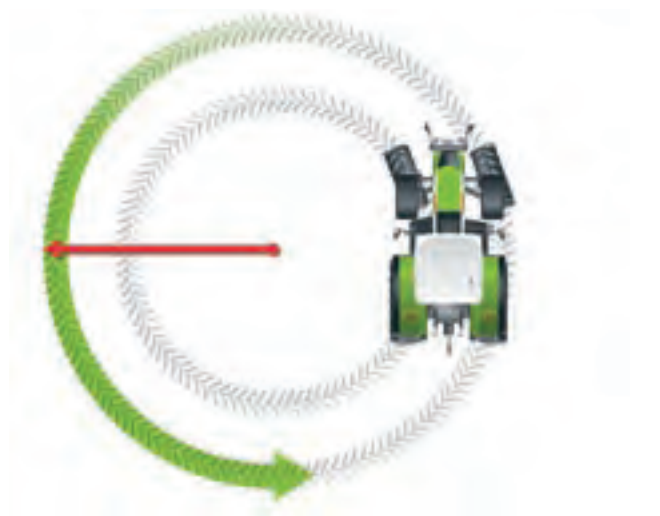
An ideal weight distribution, thanks to the front ballast of the ARION 600 C: 50% at the front and 50% at the rear.





Wheelbase and weight distribution are significant factors in achieving effective traction and driving stability on the road. The much-praised design of the ARION 600 model series, with its long wheelbase (2.82 metres) and even weight distribution (50% at the front, 50% at the rear), is the basis for its high traction and high lifting capacity.

All models in the ARION 600 C series are available ex factory with a brake booster unit.



Manoeuvrability and stability on the road



Tackling the job in style.

Whatever the job at hand, the ARION 600 C is in its element. The powerful hydraulic system has two selectable circuits and up to four auxiliary spool valves.

The rear linkage applies max. 6.5 tonnes at the ball ends, and the 98-litre hydraulic pump permits the simultaneous use of several hydraulic control valves. With your ARION 600 C, you can easily combine various high-performance implements to make great savings on costs and working hours.


The rear TCE 15 T linkage control is based on the Bosch EHR digital draft control.

The systems reduce your personal workload while ensuring a high level of safety and maximum traction. The back of the ARION 600 C is clearly and ergonomically laid out. The block couplers are easily accessible, ensuring quick connection and disconnection every time.

Fully integrated and equipped with folding lifting arms, the front linkage is characterised by reduced spacing between ball ends and front axle to ensure optimal ground tracking. Combined with the front PTO shaft, it broadens the ARION 600 C's scope of application.



Just sit back and relax, and let the machine do the work for you.



Rear linkage



Uncompromising comfort standards, including front loader work.

The CLAAS front loaders feature high-quality technology and top workmanship. They complement the quality of the ARION 600 C perfectly. Operation of the different joystick variants is so easy, and the view to the working area is excellent.



All systems go: the ARION 600 C with CLAAS front loader.


The CLAAS front loader has many outstanding features:

- Front loader mountings, available ex factory, have all been tested to withstand the heaviest loads
- Excellent view, thanks to the sunroof and the lines integrated in the front loader
- Two convenient operating variants to choose from: PROPILOT and FLEXPILOT
- PCH hydraulic parallel guidance for excellent, high-precision handling
- FITLOCK system for quick and convenient attaching/detaching
- MACH quick-attachment coupler for electric and hydraulic circuits
- SHOCK ELIMINATOR vibration dampening for exceptional driving comfort
- Excellent lifting power and a wide selection of attachments
- And of course the full CLAAS service



ARION	FL 150	FL 120	FL 100
630 C	•	•	–
620 C	–	•	–
610 C	–	•	•
Lift capacity kg	2,670	2,490	2,190
Lifting height m	4.60	4.15	4.00

• Standard – Not available



Front loader

Not a minute of your time wasted – even during maintenance.





Quick maintenance, thanks to easy accessibility.

You can access all of the relevant areas in no time at all. Lift the one-piece bonnet with just a few movements of the hand – the engine can be easily accessed even when the front loader is attached. The air filter and hinged radiators are positioned so they can be replaced and/or cleaned as necessary, and the radiators can be quickly tilted out of the way, thanks to the turn lock fasteners. Another feature that saves time during maintenance: the cab filter is located not in the roof area, but is instead positioned in an easily accessible location in front of the cab.

The ARION can be refuelled just like a passenger car. The tank holds 280 litres of fuel – plenty for those long working days.

The benefits for you:

- You can carry out simple maintenance operations yourself
- You have access to the most important maintenance points
- Long maintenance intervals allow you greater flexibility of operation
- Long-term maintenance also means lower costs

CLAAS

Maintenance



We know what matters.

You can count on our professional and reliable FIRST CLAAS SERVICE® teams every minute you are out in the field with your ARION 600 C. Your CLAAS dealer can supply spare parts and provide reliable customer service – around the clock and all over the world.

We're there where you need us.

You can count on us as and when you need parts in a hurry. Our central spare parts warehouse delivers all ORIGINAL CLAAS parts quickly and reliably all over the world. The extensive network of CLAAS dealers ensures that they reach their destination as quickly as possible – wherever you happen to be.

We can check your ARION's pulse.

Correct machine setup, control processes, monitoring and much more besides would be inconceivable without electronics. Our electronic modules also enable diagnostic work and faster troubleshooting. Should your ARION 600 C encounter an unexpected problem, simply call the FIRST CLAAS SERVICE® team. Our experienced specialists will then come out to you with state-of-the-art diagnostic gear to get things running smoothly with a minimum of delay.

We speak the same language.

CLAAS dealers are highly trained and equipped with all the specialist tools required. Just as important is the fact that they also have intimate knowledge of the workings of your farm or contractor business, and know exactly what you expect in terms of skill and reliability.

Increased reliability, minimum repair risk and a predictable cost base with the MAXI CARE® package for your ARION 600 C.


Good partners never leave you in the lurch – no matter what time of day it is.

Cost-conscious investment in efficiency is a recipe for success.

The individual CLAAS MAXI CARE® service packages offer the highest level of safety for all CLAAS products. Attention to proper service means increased reliability. We provide a flexible selection of modules such as extended warranty to keep costs transparent and on track.

There are customised options and combinations for your CLAAS machine:

- Service contract maintenance services at a fixed price in accordance with the operator's manual
- MAXI CARE® warranty extension



FIRST CLAAS SERVICE®
MAXI CARE®

Whatever you need, tailored to
your individual requirements –
the ARION 600 C.





Features to win you over:

Comfort.

- CLAAS comfort concept with 4-point cab suspension
- Comfort cab with air conditioning and wide, forward-opening sunroof
- Long wheelbase for enhanced driving comfort and ideal weight distribution
- Shifting operations via +/- and shift keys without clutch
- TCE 15 T manages the lifting functions
- Up to ten work lights for panoramic lighting

High performance.

- DPS 6-cylinder engines with dual-valve technology
- Common-rail injection system
- Max. output from 130 to 150 hp to ECE R 24 standard
- QUADRISHIFT transmission
- Creeper gear from 140 m/h
- Up to four mechanical control valves
- 60 or 98 l/min hydraulic flow
- CLAAS front loader
- Up to four PTO shaft speeds: 540/540E/1000/1000E
- FIRST CLAAS SERVICE®

ARION

		630 C	620 C	610 C
Engine				
Manufacturer		DPS	DPS	DPS
Number of cylinders / intake		6/TI	6/TI	6/TI
Cubic capacity	cm ³	6,788	6,788	6,788
Nominal engine speed	rpm	2,200	2,200	2,200
Output at nominal engine speed (ISO TR 14396)	kW/hp	107/145	99/135	88/120
Max. output (ISO TR 14396)	kW/hp	114/155	103/140	96/130
Output at nominal engine speed (ECE R 24)	kW/hp	103/140	96/130	85/115
Max. output (ECE R 24)	kW/hp	110/150	99/135	92/125
Max. output at engine speed	rpm	2,000	2,000	2,000
Constant output	rpm	550	400	400
Engine speed at max. torque	rpm	1,500	1,500	1,500
Max. torque (ISO TR 14396)	Nm	633	580	534
Max. torque (ECE R 24)	Nm	630	571	527
Electronically controlled injection pump		●	●	●
Air filter dust aspiration		●	●	●
Fuel tank capacity	l	280	280	280
Oil-change interval	h	500	500	500
Transmission				
Ratios F/R		16/16	16/16	16/16
Min. speed	km/h	2.1	2.1	2.0
Max. speed	km/h	40	40	40
REVERSHIFT clutchless reverser		●	●	●
Number of powershift steps		4	4	4
Electrically controlled ranges		4	4	4
Creep range	km/h	0.52	0.52	0.49
Extra slow	km/h	0.15	0.15	0.14
Oil-change interval	h	1,000	1,000	1,000
Rear axle				
Electrohydraulically connected differential locks		●	●	●
Automatic differential locks		●	●	●
Max. rear tyres		650/65 R38	650/65 R38	600/65 R 38
PTO				
Wet multidisc clutch		●	●	●
Remote control emergency stop		●	●	●
540/1000		●	●	●
540/540E/1000/1000E		○	○	○
PTO shaft		○	○	○
Changeable PTO shaft stub		●	●	●
Number of splines		6/21	6/21	6/21

● Standard ○ Optional ■ Available – Not available

		630 C	620 C	610 C
All-wheel drive front axle				
Electrohydraulic operation		●	●	●
Automatic all-wheel drive		●	●	●
Max. steering angle	degrees	55	55	55
Castor angle	degrees	6	6	6
Angle of oscillation	degrees	10	10	10
Turning radius	m	4.8	4.8	4.8
Track	mm	1,950	1,950	1,950
with tyres		14.9 R 28	14.9 R 28	14.9 R 28
Wet multidisc clutch		●	●	●
Fixed mudguards		○	○	○
Pivoting mudguards		○	○	○
Hydraulics				
Open hydraulic circuit I		●	●	●
Flow at rated speed	l/min	60	60	60
Max. operating pressure	bar	200	200	200
Open hydraulic circuit II		○	○	○
Flow at rated speed	l/min	98	98	98
Max. operating pressure	bar	200	200	200
Number of control valves (min/max)		2–4	2–4	2–4
Quantity control		●	●	●
Front lift linkage				
Max. lifting capacity	t	3,2/4	3,2/4	3,2/4
Front PTO shaft 1,000 rpm		○	○	○
Hydraulic connections		○	○	○
Rear lifting arms				
Max. lifting power at ball ends	kg	6,900	6,500	6,500
Continuous lifting power at 610 mm	kg	4,200	4,100	4,100
Lifting range	mm	748	745	745
Vibration dampening		●	●	●
Trailer hydraulic brake		○	○	○
Air brake system		○	○	○
Trailer plug		●	●	●
25-ampere socket		●	●	●
Cab				
Unsprung		●	●	●
4-point suspension		○	○	○
Air conditioning		○	○	○
Passenger seat		○	○	○
Cooler compartment		○	○	○

● Standard ○ Optional ■ Available – Not available

CLAAS continually develops its products to meet customer requirements. This means that all products are subject to change without notice. All descriptions and specifications in this brochure should be considered approximate and may include optional equipment that is not part of the standard specifications. This brochure is designed for worldwide use. Please refer to your nearest CLAAS dealer and their price list for local specification details. Some protective panels may have been removed for photographic purposes in order to present the function clearly. To avoid any risk of danger, never remove these protective panels yourself. In this respect, please refer to the relevant instructions in the operator's manual.

Specifications

ARION


		630 C	620 C	610 C
Dimensions				
Height				
Rear wheels		20.8 R 38	20.8 R 38	18.4 R 38
Front wheels		16.9 R 28	16.9 R 28	14.9 R 28
Centre rear axle – cab upper edge (a)	mm	2,110	2,110	2,110
Overall height (b)	mm	2,937	2,937	2,915
Length				
Wheelbase (c)	mm	2,820	2,820	2,820
Clearance, rear axle – lower link (d)	mm	1,198	1,198	1,198
Length (with front ballast and trailer hitch (e))	mm	5,155	5,155	5,155
Ground clearance				
Front axle (f)	mm	541	541	516
Rear axle (g)	mm	501	491	488
Weight				
(standard tyres, with oil and fuel, fixed front axle, with driver)				
Rear wheels		18.4 R 38	18.4 R 38	16.9 R 38
Front wheels		14.9 R 28	14.9 R 28	13.6 R 28
Weight without ballast	kg	5,870	5,600	5,500
Max. front ballast without front lift linkage	kg	804	804	804
Weight distribution with ballast (rear/front)	%	50/50	49/51	48/52
Permissible gross weight (40 km/h version)	kg	9,250	8,800	8,800

Tyres

Rear tyres	Front tyres			
16.9 R 38 (420/85 R 38)	13.6 R 28 (340/85 R 28)	■	–	–
480/70 R 38	380/70 R 28	■	–	–
540/65 R 38	440/65 R 28	■	–	–
18.4 R 38 (460/85 R 38)	14.9 R 28 (380/85 R 28)	■	■	■
600/65 R 38	480/65 R 28	■	■	■
520/70 R 38	420/70 R 28	■	■	■
20.8 R38 (520/85 R 38)	16.9 R 28 (420/85 R 28)	–	■	■
580/70 R 38	480/70 R 28	–	■	■
650/65 R 38	540/65 R 28	–	■	■
600/60 R 38*	480/60 R 28*	■	–	–
650/60 R 38*	520/60 R 28*	■	■	■

*XEOBIB

● Standard ○ Option ■ Available – Not available * XEOBIB





CLAAS KGaA mbH
Postfach 1163
33416 Harsewinkel
Deutschland
Tel. +49 (0)52 47 12-0
claas.com

332012000909 KK Be 0110 / 000 256 207.1