


**141 - 196HP RATED
163 - 216HP BOOSTED**



FOR THOSE WHO DEMAND MORE





**EVERY SINGLE DAY, YOU DEMAND MORE.
MORE FROM THE LAND. MORE FROM YOURSELF.
MORE FROM YOUR EQUIPMENT. WHICH IS WHY WE
ALSO DEMAND MORE. MORE POWERFUL ENGINES.
MORE PRODUCTIVITY-BOOSTING FEATURES.
MORE APPROACHABLE AND KNOWLEDGEABLE
DEALERS. WE DEMAND MORE TO BETTER SERVE
YOU AND THE NEEDS OF YOUR OPERATION.**

**LET'S FACE IT. GOALS CHANGE. NEEDS CHANGE.
THE WORLD CHANGES. BUT THE NUMBER OF
HOURS IN THE DAY NEVER DOES. THAT'S WHY
WE'VE DEVELOPED AN EFFICIENT, MULTI-PURPOSE
TRACTOR LINE WITH JUST THE RIGHT AMOUNT OF
POWER FOR BOTH ROW-CROP AND LIVESTOCK
APPLICATIONS – THE NEW CVX SERIES TRACTORS.
THEY'RE RELIABLE. THEY'RE PRODUCTIVE.
THEY'RE EASY TO WORK WITH. THEY'RE CVX.**

► **Higher speeds, lower fuel consumption**
Without exceeding 1900 engine rpm the CVX is able to travel at up to 50kph for cost-effective transport and excellent efficiency between jobs.

► **At-a-glance instrumentation.** All key information is displayed on the instrumentation and performance monitor panel integrated into the right-hand "A" post.

► **Excellent all-round visibility** and the new roof window gives an unrestricted view of loader work and low clearances.

► **Adjustable armrest controls with Multicontroller IV** place the tractor's key functions in the palm of your hand. There are separate buttons for logical operation of the hitch and forward/reverse travel.

INCREASED EFFICIENCY. HIGHER EASE OF USE.



► **Headland Management Control system** stores up to 30 headland operations for higher productivity.

► **Easy connections at ground level**
Hydraulic connections are lower and easy to reach. Rear fender controls are provided for PTO, hitch and one remote valve.


► **CVX with full multi-tasking capability.** Take delivery of your new CVX with a front hitch and front PTO for maximum productivity.

► **Cab and independent front axle suspension** provides highest driving comfort and productivity. It gives the driver the best protection and control, with increased traction.

Model	Engine power	
	Rated unboosted kW/hp(CV)	Max. boosted kW/hp(CV)
Case IH CVX 140	104/141	120/163
Case IH CVX 150	111/150	128/174
Case IH CVX 160	118/160	135/183
Case IH CVX 175	129/175	147/200
Case IH CVX 195	144/196	159/216

CVX MADE IN AUSTRIA – LEADING THE INDUSTRY

You have recognised the demand for more and so has Case IH. As markets become more and more competitive it is essential that you stay ahead in the field and on the road. The CVX range, made in Austria, gives you a choice of five tractors with a long pedigree between 141 and 196hp(CV) that are designed to meet the demands of dedicated professionals.



- ▶ **Power Management** provides up to an additional 20 horsepower under specific conditions for road transport and PTO applications.
- ▶ **Proven continuously variable transmission technology** for the ultimate driving experience in the field and on the road.

- ▶ **Case IH APM** (Automatic Productivity Management) automatically adjusts to your current workload and is ISOBUS compatible.
- ▶ **Common rail Stage 3A 6.6L engine** delivers fuel-efficient power up to 216 horsepower (CV).

► **Spacious luxury cab** features low noise levels, an unobstructed view of your surroundings and easy access from either side.

► **Air Conditioning** lets you select the perfect temperature all year round.

► **Suspended cab*** is available for added comfort.

► **Reverse Drive*** can be specified for more versatility and productivity.



CAB ENVIRONMENT


DESIGNED WITH THE OPERATOR AT THE HEART OF THE MACHINE.

A COMFORTABLE OPERATOR IS MORE PRODUCTIVE, WHICH IS WHY THE CVX CAB HAS BEEN DESIGNED TO MEET ALL REQUIREMENTS OF SPACE, COMFORT AND VISION, EXCEEDING ALL CURRENT SAFETY LEGALISATION. THE ERGONOMICALLY DESIGNED INTERIOR, WELL POSITIONED CONTROLS AND DELUXE SEAT ARE TAILORED PRECISELY TO YOUR NEEDS.

Long days at the wheel become less of a drain for operators with a carefully positioned, fully adjustable air suspension seat with additional lumbar support. The steering wheel can be tilted and adjusted telescopically so you can always be sure of the most comfortable driving posture. A suspended cab is also available for the ultimate in ride comfort.

The atmosphere inside the cab is relaxed with a fully adjustable air conditioning system and an integrated cooler box is available. A powerful heating, cooling and air circulation system with separate temperature control for floor and ceiling provides the ideal working conditions.

► The CVX Reverse Drive* system adds even more versatility and productivity. Simply rotate the driver's seat to face a second steering wheel.



► The sloping hood, "A" post-mounted exhaust, sculpted body and full length glazed doors put the working area in your field of vision. The CVX also has a roof window: ideal for loader work.

* To comply with legislation and specification in your country.

► **Multicontroller IV** puts all the tractor's key functions in the palm of your hand for maximum comfort.

► **A-post instrument cluster** with a performance monitor tracks important functions and data for convenient, at-a-glance monitoring.

► **Automatic Productivity Management (APM)** matches engine and transmission ratio with the operator's driving strategy to maximize fuel efficiency.

► **AFS 200 monitor** for controlling all ISOBUS compatible implements with one monitor.



- 1 Joystick for remote valves
- 2 Temporary frozen gear ratio / Headland Management Control
- 3 EHC linkage raise/lower / Float position - fast implement lowering/ fast raise/lower of front linkage.
- 4 Forward/reverse shuttle
- 5 Remote valve
- 6 Speed increase / set cruise control
- 7 Speed reduction
- 8 Cruise control off/ resume/ temporary
- 9 Hand throttle
- 10 Flow and timer control for remote valves
- 11 Front Hitch Management (if equipped)
- 12 Operator lever for remote valve
- 13 Operator lever for remote valve (if specified)
- 14 Operator lever for remote valve (if specified)
- 15 Operator lever for remote valve (if specified)

OPERATOR CONTROLS

TECHNOLOGY COMBINED WITH EASY OPERATION.

ALL THE CONTROLS ARE WITHIN EASY REACH AND THE INSTRUMENTATION DISPLAYS ARE CONCENTRATED ON THE RIGHT-HAND A-POST. CASE IH ADVANCED ELECTRONIC TECHNOLOGY AND ENHANCED ERGONOMIC DESIGN PUT YOU IN CONTROL, RELAXED AND READY FOR A LONG WORKING DAY.

The key tractor controls, including an electro-hydraulic joystick, are at your fingertips integrated into the seat's adjustable armrest. Multicontroller IV is available for greater convenience and time saving. An A-post instrument cluster keeps important tractor data within your sight for precise tractor and implement control and less strain.

Automatic Productivity Management (APM) recognises your driving strategy and adjusts the engine speed and transmission ratio to provide you power and control while maintaining the most efficient engine speed.

On the road, for example, APM adjusts engine speed to reduce fuel consumption, while in the field doing PTO work, APM concentrates on ensuring consistent PTO speed maximising productivity and minimising fuel consumption.

- 1 Front PTO* (if specified)
- 2 Rear PTO
- 3 Rear PTO Management
- 4 Hitch lift/lower
- 5 Safety switch
- 6 Hitch working position
- 7 4-wheel drive and differential lock management
- 8 Fast stop* (if specified)
- 9 Manual mode
- 10 Headland Management Control
- 11 Engine speed reduction
- 12 Slip control (if specified)
- 13 Engine load limiter
- 14 Position/draft control
- 15 Height limiter
- 16 Lowering speed
- 17 Slippage control (if radar sensor is specified)

► The operating mode switches and function controls relating to the PTO, 4WD, differential lock and Headland Management Control are grouped and located on the right-hand console.




► Intuitive A-post mounted instrument cluster and performance monitor provide you with at-a-glance information. The performance monitor displays information of engine, hitch position, fuel consumption, worked area and distance, wheel slip, Headland Management Control, flow rate and timer settings of remote valves, service system.



* To comply with legislation and specification in your country.

- ▶ Five fuel-efficient, environmentally friendly six-cylinder engines ranging from 141 to 196 horsepower(CV).

- ▶ Power Management is standard on all CVX models, providing up to 20 additional horsepower under specific conditions when operating the 1000rpm PTO or hauling above 15kph.



- ▶ Electronic engine management synchronises the engine and transmission to maintain the required power and speed to maximise productivity.

- ▶ Auto shutdown feature shuts off the engine if sensors indicate high temperatures or low oil pressure.

- ▶ Vistronic fan adds enhanced engine efficiency.

- ▶ 500-hour engine oil/filter service interval saves maintenance time and costs.

- ▶ Reversible ECO Fan* - reduces the fan's power requirement for fuel saving.

- ▶ Common rail diesel technology provides optimal performance with low engine emissions.



- ▶ Approved for use with up to 20 percent biodiesel fuel blends (B20).

- ▶ Electronic injector control on the power stroke minimises noise.



DURABLE POWER. FUEL EFFICIENT.

THE NEW-GENERATION COMMON RAIL STAGE 3A ENGINE FEATURES OUTSTANDING FUEL ECONOMY AND LONG-LASTING DURABILITY.

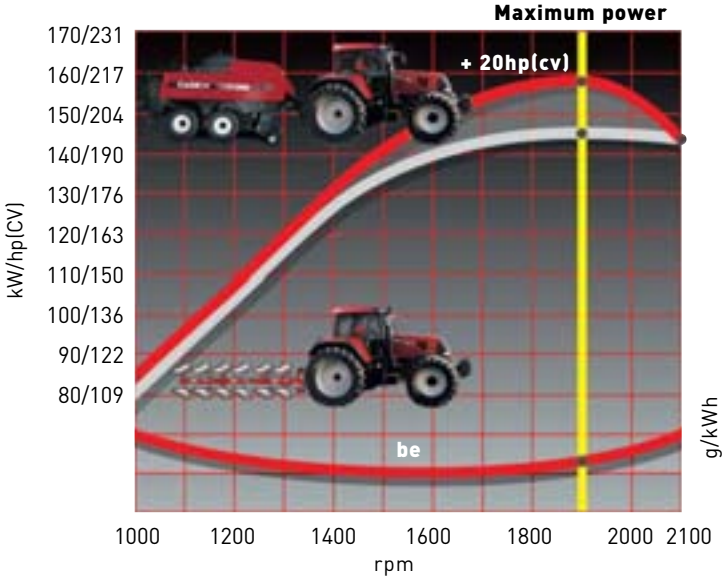
Rated between 141 and 196 horsepower(CV), all five CVX tractors have powerful, high performance engines capable of moving the heaviest loads with ease. High pressure common rail diesel technology, combined with the latest infinitely variable transmission and an APM (Advanced Productivity Management) system, helps ensure cost-effective operation in all farming applications.

To help ensure both power and efficiency, CVX tractors are equipped with a 6.6 litre turbocharged, intercooled, low-emission diesel engine. These engines reach their rated power at just 2100rpm.

With a torque rise of up to 39% at the PTO (OECD test), these engines are remarkably flexible and can operate multiple front and rear mounted implements with maximum operating efficiency.



▼ More power from the Power Management system. Up to an additional 20 horsepower delivers unrivalled performance for a tractor in this power category.



◀ Reversible ECO Fan* for better efficiency. The angle of the vanes on the fan changes depending on the operating temperature in order to save fuel consumption. Alternating the direction of air flow cleans the heat exchanger automatically.

* To comply with legislation and specification in your country.

► **Continuously variable speeds** from 0 to 50 (40)*kph. Accelerate smoothly from super creep right up to top speed.

► **Active hold (stop) technology** prevents the tractor from rolling forward or backwards even when you stop in hilly terrain.

► **Auto PTO with 540 / 540E / 1000 / 1000Erpm** speeds to match all your requirements. Front PTO available for extra versatility.

► **PTO management** can be integrated into headland sequences to increase safety, reduce noise and fuel consumption.



TRANSMISSION TECHNOLOGY AND PTO


INDUSTRY-LEADING POWER TRANSFER.

CASE IH CVX CONTINUOUSLY VARIABLE TRANSMISSIONS ARE A MILESTONE IN TRANSMISSION DEVELOPMENT. THROUGH INTELLIGENT DRIVELINE DESIGN CASE IH HAS CREATED AN INFINITELY VARIABLE SPEED RANGE TO DELIVER THE BEST POWER TRANSFER IN EVERY OPERATING SITUATION. THIS INNOVATIVE SYSTEM IS CONTROLLED BY APM (AUTOMATIC PRODUCTIVITY MANAGEMENT) TO ENHANCE YOUR DRIVING EXPERIENCE.

The transmission is electronically controlled, utilising both mechanical and hydrostatic components to deliver an infinitely variable speed range and the best efficiency. For optimised economy and driving comfort, the APM system regulates engine speed to achieve minimum fuel consumption and efficient transfer of power to the ground. Top speed is reached at an engine speed of just 1,890rpm (50kph) or 1,550rpm (40kph).

The rear PTO features 540, 540 Economy, 1000, 1000 Economy drives taken direct from the engine flywheel. With the economy settings, 65% of the rated engine speed is used, to save fuel. Maximum power will be transmitted for PTO speeds 540 and 1000 at 1900 engine rpm. A 1000rpm front PTO is available for extra versatility.

The CVX intelligent PTO management system automatically disengages power to the implements as soon as they are raised, re-engaging when the hitch is lowered again. The PTO is also equipped with a soft start system, which gradually increases torque to protect implement drive shafts.



◀ The summation planetary set combines the mechanical and flexible hydrostatic power transmission into continuous, smooth movement.



◀ The Multicontroller IV can put speed and control at your fingertips.

* To comply with legislation and specification in your country.

► **Independent front suspension*** for the ultimate in ride comfort and increased safety with greater traction.

► **Auto 4WD and Diff lock management** disengage and engage automatically e.g. at headland turns.

► **Headland Management Control** system stores up to 30 headland operations for higher productivity.

► **Pneumatic or hydraulic trailer brakes** are available for working with large trailers. ABS compatibility can be specified.



DRIVING COMFORT

FAST AND POWERFUL.

CASE IH ENGINEERS HAVE DESIGNED THE CVX TO BRING YOU POWER, SPEED AND CONTROL WITH THE KIND OF RESPONSIVENESS AND HANDLING YOU WOULD EXPECT FROM A CAR. IF YOUR WORKING DAY IS MADE UP OF A COMBINATION OF HEAVY DUTY FIELD WORK AND MOVING AROUND FROM ONE JOB TO THE NEXT, THEN YOU WILL REALLY APPRECIATE THE CVX DRIVING COMFORT PACKAGE.

Four wheel drive and differential lock management is provided on all CVX models. With controls to switch between manual and automatic mode, the operator is able to harness true traction with both mounted and trailed equipment.

The braking system features heavy duty, oil cooled, wet disc brakes to help ensure maximum braking efficiency when hauling heavy trailers on the open highway. ABS compatibility can be specified.

Car-like driving comfort is provided by the independent front suspension available for the CVX Series and standard on the 50kph version. The suspension can be set in three positions: top position for maximum ground clearance, middle position for normal operation and the bottom non-suspended position for heavy duty applications.



◀ The fully integrated hitch ride control feature with Bosch-EHC (Electronic Hitch Control) neutralises any vibrations caused by heavy implements when travelling at high road speeds for extra comfort and safety.

▼ HMC - Headland Management Control can be set up to automate the front/rear hitch and PTO sequences, as well as engine speed, remote valves, diff locks, ECO fan, everything you really need.



* To comply with legislation and specification in your country.

► **Up to 130 litres** per minute pump capacity for excellent response and control.

► **Powerful rear hitch** with a maximum lift capacity of 9,900kg lets you fit the heaviest of implements.

► **Up to eight remote valves** and a power beyond connection are available for ultimate productivity.

► **Front hitch and Front PTO** available for multi-task applications.



HYDRAULIC SYSTEM

PRECISION WITH EVERY OPERATION.

THE HYDRAULIC SYSTEM ON A CVX GIVES YOU OUTSTANDING POWER WITH PRECISION CONTROL. THE ELECTRONICALLY CONTROLLED PFC (PRESSURE FLOW COMPENSATING/ SENSING) SYSTEM RESPONDS ACCURATELY TO THE SMALLEST CHANGE IN DRAFT RESISTANCE, SUPPLYING THE PRECISE HYDRAULIC OIL FLOW RATE TO MATCH THE CONDITIONS. ERGONOMIC CONTROLS MAKE HITCHING OPERATIONS A GREAT DEAL EASIER TO SAVE YOU TIME.

The powerful hitch is designed to make things as straightforward as possible for the operator. The hydraulic system is powered by a variable displacement piston pump delivering up to 130 litres per minute.

All CVX tractors feature advanced electronic draft control. This system is easy to operate and very effective.

Up to eight remote valves and a power beyond connection are available. The flow rate of all eight remotes and timing of six can be programmed using the thumbwheel on the Multicontroller IV and the keypad in the armrest. The performance monitor displays the status of each remote valve during operation.



▶ A front-PTO* and front-mounted hitch* with a maximum lift capacity of up to 4,000kg are available to give your CVX more versatility.

CVX tractors can also be specified with a mid-mount loader interface equipped with two valves connected to the joystick on the armrest.

▶ Rear fender controls for hitch and PTO, plus one remote valve, for single-handed implement attachment and adjustment.



* To comply with legislation and specification in your country.

► **Minimum scheduled maintenance:** engine oil can be checked and topped up without lifting the hood.

► **Easy daily checks and cleaning** with air filter easily accessible for quick cleaning.

► **Quick and easy trouble shooting** using a service tool plug-in for a laptop.

► **Dealer Installed Accessories** for choice, plus the quality and reliability you demand from Case IH.



► In addition to the extensive range of standard equipment, Case IH offers a comprehensive choice of dealer installed accessories. For example: front hitch, remote valves and AFS 200 monitor.



MAINTENANCE AND SERVICE

CVX – SERVICING MADE FAST AND EASY.

RELIABILITY, LONG LIFE AND MINIMUM MAINTENANCE ARE VITAL TO ACHIEVING MAXIMUM PROFITABILITY. THAT'S WHY THE CVX SERIES HAVE BEEN DESIGNED TO PROVIDE AN EXTREMELY LONG SERVICE LIFE.

With maintenance intervals every 500 operating hours, CVX Series tractors are extremely economical, easy to maintain and service-friendly.

The well thought out service system means routine maintenance can be carried out quickly and simply. When more extensive maintenance is required you can rely on the Case IH dealer network, offering all the skills of highly trained specialists using only genuine Case IH parts.

CVX's are engineered to last. The on-board performance monitor not only notifies operators of routine service and maintenance requirements, it detects critically high engine and transmission temperatures and low oil pressure and will automatically shut the engine down if necessary.



◀ With the hood open, the radiator is completely accessible for easy cleaning and maintenance.



◀ Troubleshooting is straightforward, but if necessary your Case IH dealer can perform full systems diagnostics on site with a laptop computer for minimum downtime and maximum productivity.

► **Advanced Farming Systems** available on CVX tractors are an essential ingredient for efficiency.

► **ISOBUS a powerful communication tool** to control ISOBUS compatible implements for highest productivity.

► **AccuGuide automatic steering systems** with GPS receiver improve Precision Farming accuracy a step further.

INTEGRATED PRECISION FOR MAXIMUM PRODUCTION



A powerful tool for professional farming.

Precision Farming - increasing yield with the same input or maintaining yield with reduced input. With the DGPS based system on the Case IH Axial-Flow®

combines, you permanently register your yield and store it, linked to the precise location.

That information - in combination with other DGPS based data like crop moisture content and soil variations - is used to

prepare application maps for accurate, site-specific seeding and spraying, thus increasing your overall performance. Precision Farming also reduces labour costs and fuel consumption.

ISOBUS compatibility.

Having defined a communication protocol used across the industry, ISOBUS extends the possibilities of Precision Farming through more intelligent functions and efficient GPS data integration.

The Case IH AFS AccuGuide™ Autoguidance System .

Operators can concentrate fully on the performance of their implement, while the steering of the tractor or combine is managed by AccuGuide Automatic Steering System, designed and developed by Case IH. In combination with DGPS technology this system ensures parallel passes when working in straight lines, curves, pivots, or on undulating ground. When planting, seeding, cultivating or tilling, there is no risk of overlap or missed ground, even in difficult weather conditions or at night.



AFS Pro 600 Display.

This industry-leading user interface system displays data in the cab, stores it for analysis and makes adjustments on the go.

OUR SYSTEMS APPROACH

PARTS & SERVICE

Maintain the productivity of your investment. Case IH and its dedicated dealer network provide excellent support when you take delivery of your new machine and whilst it remains in your ownership. On the farm, you can rely on trained service professionals to maintain the productivity of your investment.

Protect the value of your investment. Behind every Case IH product stands an extensive European parts logistics organisation, stocking more than 700,000



part numbers for products old and new. Choosing to fit genuine Case IH parts will maintain the safety, value and performance of your original investment.

FINANCE



Your local Case IH dealer can work with CNH Capital to offer solutions that best fit your budget and business goals.

At CNH Capital, we understand that no two farms or agricultural businesses are the same. That's why we work so hard to understand your needs first. We make it our job to know your business inside and out – your goals, your ideas, and your unique outlook on the future. Then we can put together financial solutions and services that are right for you.



- ▶ **MAX - the new premium service from Case IH.** We are always ready for you, around the clock, throughout the year. Express delivery: when and where you need it. You get top priority during the season because your harvest cannot wait.

The call is free. However some European Operators may apply a charge, if the call is made from a mobile phone. For any information about charge rate, please enquire in advance from your provider.

- ▶ Extended protection programme. Case IH is at your side giving you the best professional solution: Safeguard from Covéa Fleet. This is the personalised insurance coverage for your Case IH machinery. Please contact your dealer for more details. Subject to status and availability. Terms and conditions apply.



MAX
00800 227344 00
00800 CASE IH 00
100% Support
100% Availability

DEALER

**Skilled business advisor at your dealership.
Demand more from your Case IH dealership.**

Purchasing a stand-alone piece of new equipment? Keeping a whole fleet up-to-date? Whatever the size of your operation, contact your local Case IH dealership for professional advice on finance and future-safe business investment. Case IH knows your farming needs best.

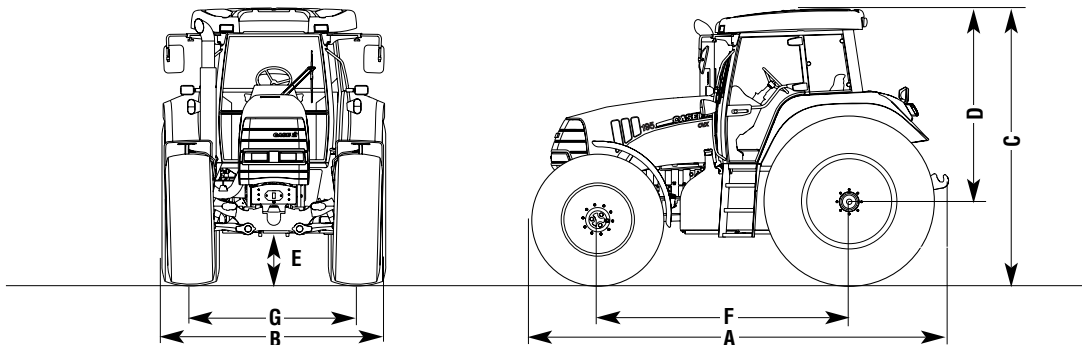
MODELS	CVX 140	CVX 150	CVX 160	CVX 175	CVX 195
ENGINE					
No. of cylinders / Type	6 / Common Rail, turbocharged, intercooled				
Bore / Stroke (mm / mm)	108 / 120	108 / 120	108 / 120	108 / 120	108 / 120
Capacity (cm ³)	6600	6600	6600	6600	6600
Rated engine power ECE R120/ISO 14396 (kW/hp(cv))	104 / 141	111 / 150	118 / 160	129 / 175	144 / 196
...at engine speed (rpm)	2100	2100	2100	2100	2100
Max. engine power with Power Management ECE R120/ISO 14396 (kW/hp(CV))	120 / 163	128 / 174	135 / 183	147 / 200	159 / 216
...at engine speed (rpm)	1900	1900	1900	1900	1900
Max. torque (Nm)	585	630	675	745	792
Max. torque with Power Management (Nm)	665	705	750	820	847
...at engine speed (rpm)	1400	1400	1400	1400	1400
Torque rise Standard / with Power Management (%)	38 / 55	38 / 55	39 / 55	39 / 55	29 / 40
Engine oil change interval (h)	500	500	500	500	500
Exhaust	on side along A-post	on side along A-post	on side along A-post	on side along A-post	on side along A-post
TRANSMISSION					
Type	Continuously variable transmission				
Speed range (kph)*	0 - 40 (50)	0 - 40 (50)	0 - 50	0 - 50	0 - 50
FOUR-WHEEL DRIVE AND STEERING					
Four-wheel drive engagement	Electro-hydraulic with management				
Steering system	Hydrostatic, load sensing-system				
Steering angle (°)	50	50	50	50	50
Turning radius (m)	5.4	5.4	5.4	5.4	5.4
POWER TAKE OFF					
Speeds (rpm)	540/540E/1000/1000E	540/540E/1000/1000E	540/540E/1000/1000E	540/540E/1000/1000E	540/540E/1000/1000E
Engagement	Electro-hydraulic, PTO management optional				
PTO speed / engine speed (rpm)	540 at 1880	540 at 1880	540 at 1880	540 at 1880	540 at 1880
	540E at 1608	540E at 1608	540E at 1608	540E at 1608	540E at 1608
	1000 at 1880	1000 at 1880	1000 at 1880	1000 at 1880	1000 at 1880
	1000E at 1600	1000E at 1600	1000E at 1600	1000E at 1600	1000E at 1600
PTO shaft	Exchangeable 6/21 spline, 1 3/8"				
Front PTO (rpm)	1000	1000	1000	1000	1000
Engagement	Electro-hydraulic	Electro-hydraulic	Electro-hydraulic	Electro-hydraulic	Electro-hydraulic

SPECIFICATIONS

MODELS	CVX 140	CVX 150	CVX 160	CVX 175	CVX 195
HYDRAULIC SYSTEM					
Type (l/min) / Option	105 PFC / 130 PFC	105 PFC / 130 PFC	105 PFC / 130 PFC	130 PFC / -	130 PFC / -
Max. system pressure (bar)	205 + / -5	205 + / -5	205 + / -5	205 + / -5	205 + / -5
Control	EHC-D with hitch ride control				
Max. lift capacity (kg)	9900	9900	9900	9900	9900
Max. number of remote valves	8	8	8	8	8
Category type	Cat. III / II with quick couplers				
Front hitch* lift capacity (kg)	4000	4000	4000	4000	4000
FILLING CAPACITY					
Fuel tank capacity (litres)	310	310	310	310	310
Engine oil (litres)	20	20	20	20	20
Transmission (litres)	60	60	60	60	60
Hydraulic system (litres)	52	52	52	52	52
WEIGHT					
Minimum weight (kg)	6390	6390	6490	6770	6770
Permissible total weight (kg)	10000	10000	11500	11500	11500
DIMENSIONS ¹⁾					
A: Overall length (mm)	4740	4740	4740	4766	4766
B: Overall width (mm)	2550	2550	2550	2550	2550
C: Overall height (mm)	3042	3042	3042	3042	3042
D: Height at centre of rear axle / top of cab (mm)	2130	2130	2130	2130	2130
E: Ground clearance (mm)	500	500	500	500	500
F: Wheel base (mm)	2806	2806	2806	2832	2832
G: Track settings front / rear (mm)	1898 / 1870	1898 / 1870	1898 / 1870	1908 / 1870	1908 / 1870
STANDARD TYRES *					
Front	540/65 R28	540/65 R28	540/65 R28	540/65 R30	540/65 R30
Rear	650/65 R38	650/65 R38	650/65 R38	650/65 R42	650/65 R42

*) to comply with legislation and specification in your country


1) With standard tyres



DIMENSIONS

CASE IH: FOR THOSE WHO DEMAND MORE

WWW.CASEIH.COM

 Safety never hurts! Always read the Operator's Manual before working with any equipment. Inspect equipment before using it, and be sure it is operating properly. Follow the product safety signs, and use any safety features provided.

This literature has been published for worldwide circulation. The standard and optional equipment and the availability of individual models may vary from one country to the next. Case IH reserves the right to undertake modifications without prior notice to the design and technical equipment at all times without this resulting in any obligation whatsoever to make such modifications to units already sold. Whilst every effort is made to ensure that the specifications, descriptions and illustrations in this brochure are correct at the time of going to press, these are also subject to change without prior notice. Illustrations may show optional equipment or may not show all standard equipment.

Case IH recommends **AKCELA™** lubricants

CNH UK Ltd., Cranes Farm Road, Basildon, Essex SS14 3AD

© 2009 CASE IH - www.caseih.com - CVX SERIES-UK-BR - Free phone 00800 22 73 44 00 - Printed in Italy - 02/09 - TP01 - Cod. 6C0007/INB

