



NEW HOLLAND BOOMER

TZ | BOOMER 2000 | BOOMER 3000



4 TZ
6 BOOMER 2000
8 BOOMER 3000
11 SPECIFICATIONS





NEW HOLLAND BOOMER COMPACT TRACTOR SERIES

The New Holland TZ and Boomer compact tractor series are packed with new features. Whatever your application, a TZ or Boomer tractor can be specified to match your exact requirements.

- Seven models in three ranges from 20 to 50hp(CV)
- Clean running and frugal engines
- Mechanical, hydrostatic and EasyDrive™ CVT transmission
- Standard 4WD or unique SuperSteer™ for leading manoeuvrability
- Sensitrak™ 4WD automatic traction management
- Stylish single piece engine hood
- Class leading hydraulic power
- Powerful rear linkage and PTO
- Purpose designed rotary mower decks
- Class leading comfort

MORE THAN A RIDE-ON MOWER, MORE THAN A COMPACT TRACTOR

TZ – A REAR PTO AND THREE POINT LINKAGE COME AS STANDARD

Designed to offer the lightweight performance of a dedicated ride-on lawn tractor, TZ tractors offer an unbeatable combination of high performance, comfort and agility. A key advantage over dedicated mowers is the powerful 715kg capacity rear linkage with independent 540rpm PTO as standard.

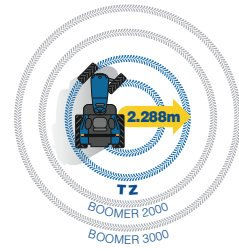


SMOOTH RUNNING, CLEAN AND EFFICIENT

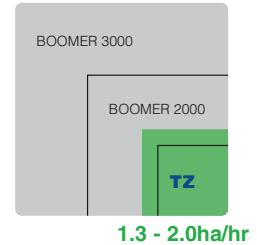
Clean running three-cylinder engines offer all the power you need with low running costs. Service access is excellent, with easy access under one-piece engine hood.




Minimum turning radius



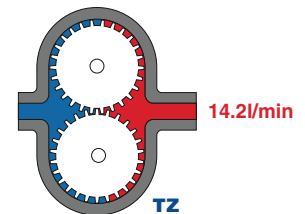
Mowing rates example



Maximum lift capacity



Maximum hydraulic flow



COMPACT IN SIZE, BIG IN COMFORT

Despite the compact dimensions of the TZ tractor series, they have great ergonomics and a high comfort seat to make these tractors easy and comfortable to operate.

SIMPLE HYDROSTATIC DRIVE


Hydrostatic drive makes operating a TZ tractor a breeze. Throttle up to deliver the desired mid- or rear-mount PTO speed and use the travel pedals to determine your working speed. Hit the cruise button on the longer runs and relax - Simple.

PACKING MORE POWER AND FEATURES INTO A COMPACT PACKAGE

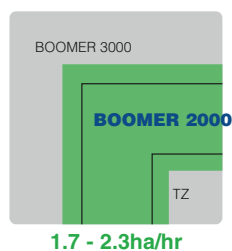


Boomer 2030 and 2035 tractors can be specified with advanced features that include a high comfort cab and tight turning SuperSteer™ with Sensitrak™ automatic traction management. A 9x3 mechanical transmission, with a three range hydrostatic transmission option, are all part of the unbeatable specification package from New Holland.


Minimum turning radius



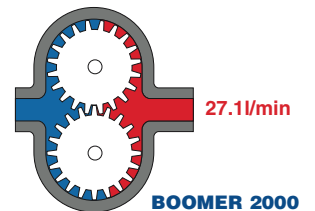
Mowing rates example



Maximum lift capacity



Maximum hydraulic flow





LOW RUNNING COSTS COME AS STANDARD

Boomer 2000 tractors are able to operate for long periods between refills. Smooth and quiet, the three-cylinder power units are ideally suited to the tractor, with high torque levels at low engine speeds.

POWERFUL LIFT FOR VERSATILITY

Boomer 2000 tractors have a rear linkage capacity of 873kg and with flow rates of 27.1lpm, these tractors have sufficient to power and lift for most demanding attachments. A 540rpm pto is standard.



MORE THAN JUST ANOTHER COMPACT TRACTOR

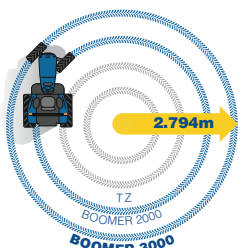
Boomer 3000 specifications include standard 4WD front axle or SuperSteer™ with Sensitrak™ for a turn radius as tight as 2794mm. A choice of transmissions are available to exactly match your requirements. All new Boomer 3000 are available with the unique EasyDrive™ CVT transmission which takes operating efficiency to a whole new level.



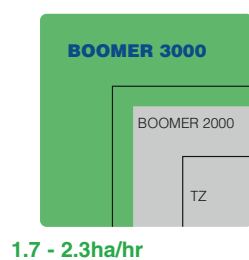
FOUR-CYLINDER MUSCLE

Developing 40, 45 and 50hp(CV) four-cylinder power units of the Boomer 3040, 3045 and 3050 are Tier III compliant. Exceptionally rugged and economical to run.

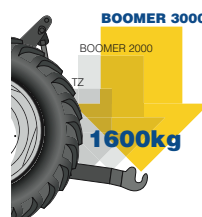
Minimum turning radius



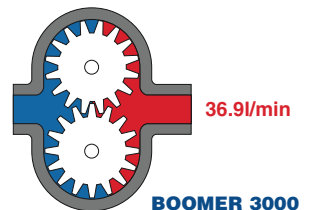
Mowing rates example



Maximum lift capacity



Maximum hydraulic flow





SUPERSUITE™ AIR CONDITIONED COMFORT

New Holland SuperSuite™ cabs are fitted with air conditioning as standard. The slim cab pillars and standard hi-visibility roof window ensure all round visibility is the best available, good ergonomics, a flat floor and curved glass ensure excellent noise suppression further boosting operator comfort.

POWER RANGE HYDROSTATIC DRIVE

Operated by a simple switch, power range simulates the effect of swapping to a lower gear ratio in a mechanical transmission tractor, increasing torque at the wheels. This creates 4 operating ranges to maximise operating efficiency for every job.

Available on Boomer 3040 and 3045.



NEW GENERATION CVT

Developed by New Holland to offer hydrostatic drive ease of use with the fixed speed ability of a mechanical transmission, the new EasyDrive™ CVT transmission brings you the best of both transmission types. Select a fixed speed, just like a mechanical transmission or use the travel pedal to modulate how fast you go. Full cruise control is standard, with travel speeds infinitely available between 0-30kph. A number of other innovative features are standard to make driving this new transmission a dream.



HYDRAULIC POWER AND FLEXIBILITY

The rear linkage of Boomer 3000 tractors will lift up to 1600kg on the new CVT models. The powerful hydraulic pump delivers a generous 37.1 litres per minute, with a separate 19.4 litre per minute pump for the power steering. Two rear remotes are standard with a third available. Mid-mount valves can be specified.

SYNCHRO SHUTTLE™ FOR SPEED PRECISION

Synchro Shuttle™ 24x24 mechanical transmission offer a forward speed range from 0.13 to 30.20kph, the dash mounted Synchro Shuttle™ lever makes changing direction fast and easy.



DESIGNED AND BUILT BY NEW HOLLAND

New Holland has a range of mowing decks developed for the entire Boomer tractor series. Designed for fine finish, they are offered in various configurations to meet different needs.

THE RIGHT MOWER FOR TZ

TZ tractors can be specified with a 1.3 or 1.5m side discharge deck or 1.2, 1.5 and 1.8m rear mounted deck. Collection system can also be specified. The ideal solution for large lawns and light municipal grass care.



HIGHER PRODUCTIVITY FROM BOOMER 2000

Boomer 2000 tractors can be specified with a choice of rear mount 1.5, 1.8 or 2.3m rear-discharge rotary units.

These decks are ideally suited to large grassed areas to include sports turf, parks and regularly maintained verges.



BOOMER 3000 FOR WIDE AREA MOWING

Developing 40hp(CV) plus, Boomer 3000 tractors have the extra power needed to drive larger mowers or operate narrower units in really tough conditions. Rear New Holland rotary mower choices include mounted 1.8 and 2.3 rear discharge models and a choice of contour following three-gang flex wing 3.6, 4.5 and 5.2m models.

THE IDEAL TRACTORS FOR LOADER WORK

Boomer tractors have powerful hydraulics and slim profile bonnets, making them the ideal choice for front loader work.



SPECIFICATIONS

MODELS	TZ21	TZ24	2030	2035	3040	3045	3050
Engine							
No of cyl. / Aspiration / Valves / Emission level	3 / NA / 2v / Tier III	3 / NA / 2v / Tier III	3 / NA / 2v / Tier III	3 / NA / 2v / Tier III	4 / NA / 2v / Tier III	4 / NA / 2v / Tier III	4 / NA / 2v / Tier III
Approved Biodiesel Blend*	B5	B5	B5	B5	B5	B5	B5
Capacity (cm ³)	954	1005	1496	1662	2000	2200	2200
Rated power ISO TR14396-ECE R120 [kW/hp(CV)]	15.7/21	17.9/24	23.1/31	26.1/35	29.8/41	33.5/46	37.3/51
Rated engine speed (rpm)	3000	3000	2600	2600	2600	2600	2800
Max. torque ISO TR14396 (Nm)	50.5 @ 2400	64.9 @ 2400	100.8 @ 1800	113.8 @ 1800	126 @ 1800	140 @ 1800	142 @ 1800
Fuel tank capacity (litres)	29.5	29.5	27.6	27.6	54.5	54.5	54.5
Service interval (hours)	100	100	100	100	200	200	200
Transmission							
Mechanical transmission (FxR)	–	–	9x3	–	24x24	24x24	24x24
Minimum speed / maximum speed @ rated (kph)	–	–	1.5 / 25	–	0.13 / 27.1	0.13 / 27.1	0.14 / 29.2
Hydrostatic transmission	2 Range	2 Range	–	3 Range	2x2 Power Range™ transmission		–
Minimum speed / maximum speed @ rated (kph)	0 / 16.6	0 / 16.6	0 / 26.5	0 / 26.5	0 / 27.6	0 / 27.6	–
Constantly variable transmission	–	–	–	–	EasyDrive™ CVT transmission		
Number of ranges	–	–	–	–	Infinitely variable	Infinitely variable	Infinitely variable
Minimum speed / maximum speed @ rated (kph)	–	–	–	–	0 / 30	0 / 30	0 / 30
Front Axles							
4WD front axle	●	●	●	●	●	●	●
4WD SuperSteer™ front axle	–	–	○	○	○	○	○
SeniStrak™ system	–	–	○	○	○	○	○
Steering angle 4WD / SuperSteer™ (°)	49	49	54 / 75	54 / 75	54 / 75	54 / 75	54 / 75
Hydraulics							
Main pump flow / pump pressure (Lpm / Bar)	14.2 / 130	14.2 / 130	27.1 / 150	27.1 / 150	36.9 / 172	36.9 / 172	36.9 / 172
Steering pump flow (Lpm)	Priority valve	Priority valve	19.4	19.4	19.4	19.4	19.4
Remote valves Std / Max. no. rear valves (No.)	1	1	2 / 2	2 / 2	2 / 3	2 / 3	2 / 3
Joystick control with mid mounts valves (No.)	0 / 2	0 / 2	0 / 2	0 / 2	0 / 2	0 / 2	0 / 2
Linkage							
Max. lift capacity at ball ends Std / EasyDrive™ (kg)	715	715	873	873	1486 / (1600)	1486 / (1600)	1486 / (1600)
PTO							
Mid PTO (HST models)	○	○	○	○	–	–	–
Mid PTO 2000rpm @ engines speed (rpm)	2745	2745	2432	2432	–	–	–
Rear PTO (rpm)	540	540	540	540	540 / 540 E *	540 / 540 E *	540 / 540 E *
Rear PTO engines speed (rpm)	2992	2992	2462	2462	2405 / 1775	2405 / 1775	2405 / 1775
Brakes							
Oil immersed braking system	●	●	●	●	●	●	●
Operator environment							
Foldable ROPS platform	●	●	●	●	●	●	●
Cab	–	–	○	○	SuperSuite™ cab with integral high visibility panel		
Air Conditioning (Cab models only)	–	–	–	–	●	●	●
Tyres							
Turf front / rear	18x8.5-8 / 26x12-12		27x10.5-15 / 41x14.00-20		27x10.5-15 / 44x18-20		
Agricultural front / rear	18x8.5-8 / 26x12-12		7.00x14 / 11.2x24		8x16 / 14.9x24		
Industrial front / rear	–	–	24x8.5-14 / 13.6x16		10.0x16.5 / 17.5x24		
Golf front / rear	–	–	25/10.5LLx15 / 41/18LLx16.1		27/12LLx15 / 22.5LLx16.1		
Mower Decks							
Mid mounted decks (m)	1.3 or 1.5	1.3 or 1.5	–	–	–	–	–
Rear mounted mower (m)	1.2 or 1.5 or 1.8	1.2 or 1.5 or 1.8	1.5 or 1.8 or 2.3	1.5 or 1.8 or 2.3	1.8 or 2.3	1.8 or 2.3	1.8 or 2.3
Flex wing wide area mower (m)	–	–	–	–	3.6 or 4.5 or 5.2	3.6 or 4.5 or 5.2	3.6 or 4.5 or 5.2
Dimensions							
Optimum turn radius 4WD front axle (mm)	2280	2280	2946	2946	3099	3099	3099
Optimum turn radius SuperSteer™ front axle (mm)	–	–	2700	2700	2794	2794	2794
Wheelbase 4WD / SuperSteer™ front axle (mm)	1400	1400	1600 / 1830	1600 / 1830	1867 / 2057	1867 / 2057	1867 / 2057
Overall length 4WD / SuperSteer™ front axle (mm)	2046	2046	2855 / 2929	2855 / 2929	3098 / 3288	3098 / 3288	3098 / 3288
Minimum overall width ag tyres (mm)	1180	1180	1379	1379	1687	1687	1687
Height to top of ROPS (Up / Down) (mm)	2280 / 1650	2280 / 1650	2385 / 1805	2385 / 1805	2489 / 2010	2489 / 2010	2489 / 2010
Height to top of cab (mm)	–	–	2229	2229	2304	2304	2304
Height at centre rear axle to top of cab (mm)	–	–	1701	1701	1726	1726	1726
Ground clearance min Std steer / SuperSteer™ (mm)	158	158	256	256	318 / 274	318 / 274	318 / 274
Front wheel track setting 4WD (mm)	930	930	1100	1100	1204	1204	1204
Rear wheel track setting (mm)	870	870	1087	1087	1309 or 1712	1309 or 1712	1309 or 1712
Minimum weight Less cab / With cab (kg)	662	662	1210 / 1400	1226 / 1410	1218 / 1581	1309 / 1673	1309 / 1673
Maximum towable mass (kg)	1300	1300	2500	2500	2500	2500	2500
Max. permissible weight (kg)	948	948	2400	2400	3200	3200	3200

National restrictions apply ● Standard ○ Optional – Not available *Conditions apply All dimensions use agricultural tyres
 * Note EasyDrive™ CVT transmission models will be fitted 540rpm rear PTO only Economy PTO will be available from Sept '09

MANAGED IN CLOSE PARTNERSHIP WITH NEW HOLLAND DEALERS AND NEW HOLLAND PARTS AND SERVICE TEAMS, NEW HOLLAND TOP SERVICE IS:



TOP AVAILABILITY.

We are always there for you: 24/7, all year round! Whatever information you need, whatever your problem or request, all you have to do is call the New Holland Top Service toll free number*.



TOP SPEED.

Express parts delivery: when you need it, where you need it!



TOP PRIORITY.

Fast-track solution during the season: because your business can't wait!



TOP SATISFACTION.

We drive and track the solution you need, keeping you informed: until you are 100% satisfied!



TOP SERVICE

00800 64 111 111

* Calls to the Top Service team are free from landlines in the United Kingdom and Republic of Ireland. UK-based mobile calls are also free, but Republic of Ireland mobile users should call 01 2421881 and this will be charged at your standard network rate.

For more details, ask your New Holland dealer!



AT YOUR OWN DEALER



YOUR SUCCESS - OUR SPECIALTY

Visit our web site or call free phone number for UK: www.newholland.com/uk - tel: 0800 015 0105
for ROI: www.newholland.com/ie - tel: 1 800 523 174

The data indicated in this folder are approximate. The models described here can be subjected to modifications without any notice by the manufacturer. The drawings and photos may refer to equipment that is either optional or intended for other countries. Please apply to our Sales Network for any further information. Published by New Holland Brand Communications. Bts Adv. - Printed in Italy - 01/09 - TP01 - (Turin) - 80017/INB

**ASK FOR A
TEST DRIVE!**

New Holland prefers **AMIRA** lubricants