

AGROFARM

410 • 420 • 430



EVOLVING AGRICULTURE.

THE AGROFARM: THE SIMPLEST WAY OF STAYING IN THE BLACK.

Comfortable, well-designed cab with tinted windows and roller sunblind ensures a relaxed working environment. Ergonomic, easy-to-use controls and clearly arranged switches. Air conditioning available on request.

Sloping bonnet ensures outstanding visibility, especially with front mounted implements. Safe working and maneuvering even in the smallest spaces.

The very latest economical DEUTZ engines boast electronic engine control, programmable speed, high reliability and uniform power output. Responsive and high torque engines with low fuel consumption.

The optional integrated front hitch with a lifting force of up to 1,800 kg and the front PTO running at 1,000 rpm broaden the range of applications of the Agrofarm which is essential for a universal tractor.

Powerful hydraulics with a lift capacity of up to 6,200 kg. Up to four remote valves simplify operation and widen the range of applications. Convenient operation using single levers.

Four PTO speeds. Economic and efficient in every application. Maximum tyres size:

- 600/65 R34 rear
- 540/65 R24 front
- (420 and 430 models)

You have the choice: Modern Synchroshift transmission with 20/20 speeds, Hi-Lo powershift transmission with 40/40 speeds or the 40/40 OVERSPEED transmission with reduced engine speed at 40 kph are available. An adjustable modulation controlled Powershuttle comes as an option depending on specification. Practical transmission technology with an outstanding range of speeds and low gearshift forces. It's easy to get into gear!

Excellent maneuverability guaranteed by the large steering angle of 55°. With a minimum turning circle of just 3.55 m, the Agrofarm is easy to maneuver even in the narrowest of yards. Swiveling front mudguards available on request.



Farmers and service providers want to earn money. After all, work is only fun if it earns money. In pursuit of this aim, today's farmers have to make far-reaching decisions which always directly affect the operating results of their agricultural business.

The process of deciding on a new machine is often a long one of collecting data and information and consulting friends, advisors and associations. Ultimately decisions are, however, always made for rational reasons, as all aspects which safeguard the success of the business must be taken into account. It is therefore advantageous if a decision can be made for a strong brand with a ra-

tional tractor concept which concentrates on one thing – the success of its customers – by providing cost-effective technology which does justice practical requirements. With a wealth of experience gained from more than 80 years of major technological leadership in the agricultural machinery industry, the Agrofarm is an example of such rational technology.

The universal tractor class

The new Agrofarm series has been specially designed for grassland, field maintenance and farmyard use and offers particular advantages in the compact medium class: Great flexibility, a low center of gravity and high maneuverability, clear sight lines, easy handling as well as maximum economic efficiency

and productivity, offering great value for money.

The Agrofarm is a universal tractor which comes with practical features. With economic, reliable DEUTZ engines fitted in two specification variants, it is a match for the requirements of any farm, whether full-time or part-time operations. The vari-

ous cab roof options and the resulting low height make this series suitable for small building entrances. With a practical range of transmissions, a professional hydraulic system and unbeatably low operating and maintenance costs, the Agrofarm is a genuine all-round talent.

COMFORTABLE WORKING CONDITIONS.

ADVANTAGES

- Ergonomic and spacious cab with excellent panoramic view
- Operating levers within easy reach
- Efficient heating and ventilation
- Optional Air conditioning
- Low height to suit low building entrances
- Excellent view of front-mounted implements with shaped, sloping bonnet
- Open-view roof simplifies front loader work
- Platform tractor with safe protective roof



The modern 4-post cab offers not just a better overview but easy entry as well.



The hydraulic Powershuttle has five adjustable settings and makes the job of maneuvering much easier.



Clearly arranged and easy to read – the Agrofarm's instrument panel.



The workplace as it should be – light, comfortable and tidy.

Today's farmers can rely on DEUTZ-FAHR to give them a comfortable workplace in every tractor class. The Agrofarm also boasts a well laid out cab and ergonomic operation – suitably designed in friendly colors and high-quality materials.

An exemplary workplace: Safe cab access with a wide door opening angle, anti-slip, solid steps. Enhanced internal space and clear view of all important operating and control elements. Additional comfort with optional air-suspension driver's seat allowing relaxed and concentrated work. This ergonomic driver's workplace also includes the softly padded steering wheel.

Adjustable in tilt and reach (not on all versions), it can be optimally adjusted to the height of any driver.

Well informed

The clear, non-glare information display provides constant information on all relevant speeds and operating statuses of the tractor in both analog and digital form. Forward speed, PTO speed, operating hours and mileage are shown on an easy-to-read digital display.

Everything in sight

The tractors are characterized by their compact, low design and excellent ma-

neuverability. Good visibility in all directions due to the shaped, sloping bonnet and narrow cab posts as well as large glazed areas.

Everything at hand

All operator controls are conveniently located on the right next to the driver's seat. They are arranged in functional groups and clearly identified to allow new drivers to quickly familiarize themselves. All the levers of a functional group are the same color, eliminating the possibility of confusion and enhancing operational reliability. It doesn't take long to get a grip on the Agrofarm.

First-class air conditioning

Superb air conditioning in all weather conditions. The outside air is effectively filtered over a large surface. In addition to the three-stage fresh air blower and the efficient heating system, all Agrofarm tractors can optionally be fitted with a high output air conditioning system.


POWER UNDER THE HOOD.

ADVANTAGES

- Constant power and constant torque
- High torque rise and a high starting torque for constant power and reliable starts even when under load
- Powerful and flexible water-cooled DEUTZ turbo diesel engines with electronic engine control and programmable speed
- High efficiency with Bosch single high-pressure injection pumps
- Approval for 100 % biodiesel: Saves costs and protects the environment



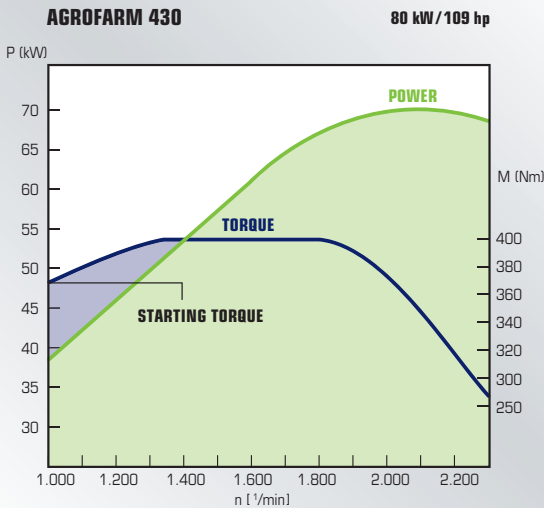
Approval for 100 %
biodiesel: Saves costs and
protects the environment.



Modern engine technology from DEUTZ with high-pressure injection and electronic engine control.



Electronic engine speed programming.



Work hard and save fuel. DEUTZ engines live up to their economic reputation. After all, modern farmers expect fuel-efficient, high-power engines even in the compact Agrofarm.

The water-cooled 4-cylinder turbo diesel engines of the 2012 series boast a compact design, uniform power output and low fuel consumption. Fitted with electronic engine control with programmable

speeds and a modern high-pressure injection system with injection pressures of up to 1.400 bar, they deliver efficient fuel utilization, high efficiency and excellent emissions values. And, thanks to the 160 liter

fuel tank, they are more than a match for long working days.

High torque and constant power

The engines are characterized by high

torque at low engine speeds. That means the Agrofarm 430 reaches its maximum torque at just 1,800 rpm and keeps it constant down to a speed of 1,400 rpm, allowing the driver to concentrate on

his work with minimal gearshift changes. Maximum power is reached at just 2,100 rpm. High starting torques ensure that the tractor pulls off smoothly and easily with heavy loads, even on hills.

THE RIGHT SPEED FOR EVERY ACTIVITY.



The Agrofarm’s reliable transmission comes to the fore particularly when the vehicle is used as a grassland tractor. Three transmissions are available: A Synchroshift transmission with 15/15 (20/20 with creeper) forward/reverse speeds, a powershift transmission with two shift stages and 30/30 (40/40 with creeper) speeds and, for the Agrofarm 430, the OVERSPEED transmission with 40/40 speeds.

T 4000/T 5000 Synchroshift transmission
The newly developed Synchroshift transmission comes with 5 speeds and 4 ranges (including creep speed range) as well as mechanical or hydraulic F/R shifting. It is available with 20/20 speeds, ensuring correspondingly narrow and smooth speed graduation.

ECO Speed transmission:
Fuel-efficiency at 40 kph
The OVERSPEED transmission available as an option for the Agrofarm 430 has a two-speed powershift. With 40 forward and 40 reverse speeds, it offers the right choice of speed for every application. The currently activated powershift is displayed on the dashboard. The speed ranges from 540m/h to 40 kph. In the main working range from 4 to 15 kph, 15 speeds can

ADVANTAGES

- Adjustable hydraulic power shuttle
- Maintenance-free lifetime clutches for the Powershuttle
- Comfort clutch actuation on the shift lever (Powershuttle version)
- True four-wheel brakes for maximum performance and reliable braking
- Low gearshift effort
- Practical speed graduation
- Five practical transmission versions: 15/15 or 20/20 SynchroSpeed, 30/30 or 40/40 Hi-Lo or 40/40 OVERSPEED with reduced engine speed at 40 kph (Agrofarm 430 only)



Hydraulic Powershuttle available on request.



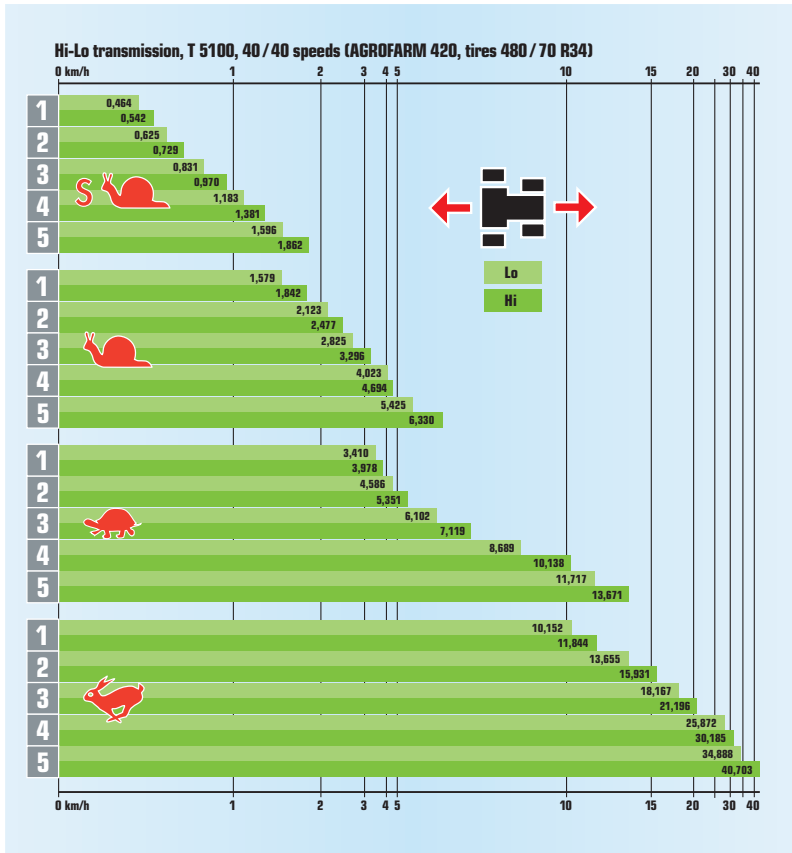
Easy to shift: The 40/40 speed Hi-Lo transmission.



Comfortable in-cab pre-selection of four PTO speeds.



Hydraulic parking brake (only for Agrofarm 430 with 40/40 OVERSPEED transmission).



be selected. The maximum top speed is achieved with a reduced engine speed, which saves fuel and reduces the amount of noise.

Clutch-free Powershuttle shifting
Both transmissions can be fitted with an optional hydraulic Powershuttle with five adjustable settings, enabling the driver to decide the speed and modulation control during change to the direction of travel

without actuating the clutch. This makes front loader work and maneuvering child's play. The Powershuttle versions also come with a comfort clutch on the shifting lever. They engage at the press of a button and shift up to 10 speeds without the clutch pedal being pressed.

Safe braking as you please
All Agrofarm models have independent oil-immersed disc brakes on the front and

rear axles. The durable, maintenance-free long-life brakes also ensure the necessary safety at high speeds. The 40/40 OVERSPEED transmission version of the Agrofarm also comes with a hydraulically actuated parking brake.

POWERFUL HYDRAULICS FOR TOUGH JOBS.

ADVANTAGES

- Mechanical or electronic lower link hydraulic hitch control
- Actuation of the PTO on both rear mudguards
- Integrated front hitch with single or double action upon request
- Independent electro-hydraulically operated PTO
- 4 PTO speeds: 540/540 E/1,000/1,000 E
- Ground-speed PTO for special applications upon request



Hydraulic power you can rely on. That’s because these days even a lower horse-power tractor has to handle a wide variety of jobs. With a pump capacity of 54 l/min and a separate hydraulic circuit for the steering, the Agrofarm’s hydraulic system is a match for any requirement.

The Agrofarm is supplied with a mechanical or electronic lower link control. The electronic control is particularly efficient and offers application-specific advantages for all types of farms.

Remote valves for all demands
The hydraulic system ensures practical implement use. Up to four precision-metered, double-acting remote valves can be supplied for the Agrofarm. They are controlled using three single levers + one electrohydraulic control for the 4th valve

and, depending on the version, also feature a flow rate control system. The oil flows to easily accessible hydraulic connections, which can be coupled under pressure and are equipped with oil spill collectors.

Electro-hydraulically operated PTOs
All Agrofarm tractors come with a comprehensive PTO selection as standard. The following combinations are available: 540/1000 or 540/540 E/1000/1000 E. The required speeds are preselected in the cab and activated electro-hydraulically.

To protect the implements and the transmission train, PTO start-up is softly modulated. DEUTZ-FAHR also offers a ground-speed PTO with a second PTO stubshaft for trailers with driven axles. The PTO can also be operated externally at the rear fender.



External control of electronic lift on both the rear mudguards.



Easily accesible and clearly identified hydraulic connections. Up to four remote valves upon request.



Mechanical rear lift controls.



Electronic rear lift controls.



The powerful rear linkage with 5,300 kg lift capacity for operating the heaviest implements (6,200 kg with additional lifting rams for 430 model).

MAY WE OFFER YOU ANYTHING ELSE?




1



2



3



4



5



6



7



8



9



10



11



12

Although the standard equipment of the Agrofarm is already comprehensive, it can still be enhanced. DEUTZ-FAHR supplies a range of additional and special attachments for all ranges and models. Contact your DEUTZ-FAHR dealer. They will be pleased to be of assistance.

1 Front hitch & front PTO:

The Agrofarm unfolds its true versatile potential when equipped with mounted front implements. The integrated front hitch boasts a lifting force of 1,800kg, while the front PTO operates at a speed of 1,000rpm.

2 Compressed air braking system: Indispensable for road transport with trailers. In addition to compressed air braking systems, hydraulic trailer braking systems

complying with a variety of standards are also available.

3 Air conditioning: Available on request.

4 High visibility roof: The comfort cab becomes a true open-view cab giving the best view of the front loader. The elevated front loader is easily visible through the opening roof window.

5 Maximum tyres size available: 600/65 R34 rear, 540/65 R24 front (only on 420 and 430 models)

6 Ground-speed PTO: A ground-speed PTO is available in addition to the standard PTO equipment.

7 Powershuttle: Hydraulically actuated and included as standard depending on specification. With five adjustable modulation settings for operating during every application.

8 Platform tractor: Not all farms require a tractor with cab. The platform tractor with sun shade roof can offer a simple but comfortable solution.

9 Working headlamps: Additional working headlamps provide optimal illumination of the working area at the front.

10 Ballast carrier and front weights: Front weight carriers and ballast weights guarantee optimal weight distribution for every

application. A wide range of front weights is also available for use with the front hitch.

11 Driver's seat with air suspension: For comfort and reduced fatigue on long working days.

12 Hydraulic system: Powerful hydraulics with a delivery rate of 54l/min and a separate hydraulic circuit for steering. With 4 remote valves on request.

NO NEED FOR LONG MAINTENANCE.

ADVANTAGES

- ▶ Tool-free access to all important maintenance points
- ▶ Long maintenance intervals for oil and filters lower operating costs
- ▶ Low costs for wearing and maintenance parts
- ▶ Engine oil change every 500 hours
- ▶ Valve adjustment every 1,500 hours
- ▶ Transmission and hydraulic oil change every 1,200 hours
- ▶ Easy cleaning of the cooling system



Quick, daily maintenance

Daily maintenance is quick and easy and can be completed in next to no time simply by opening the rear hinged bonnet. Pressure-actuated struts keep the bonnet in the open position. All important components and assemblies can be reached for maintenance without the need for tools. The engine oil level can be checked without opening the bonnet.

Long maintenance intervals

The regular maintenance intervals for the engine are so long they are almost unique. The engine oil only has to be changed every 500 hours of operation, while the valve setting only has to be checked every

1,500 hours. The transmission oil and its filters do not need to be replaced until after 1,200 hours. That – and the low cost of wearing and maintenance parts – means that the operating costs for an Agrofarm are reassuringly low.

1 The engine and transmission oil coolers are fitted with a mesh screen and are easy to clean.

2 The expansion reservoir for the coolant is also easily accessible. The liquid level can be conveniently checked through the transparent tank.

3 The cartridge of the intake air filter is easily pulled out to the side after the clips

have been detached. The valve dust seal keeps the maintenance intervals for the filter very long.

4 The fuel filters with water separator can be accessed from the side after opening the engine bonnet.

5 The battery can also be accessed easily without the use of tools.

6 The oil filler neck and dipstick are very easy to reach. Long maintenance intervals cut the operating costs for servicing and maintenance.

7 Battery isolator on the right side.



TECHNICAL DATA.

Type designation		410	420	430
Engine				
DEUTZ diesel engine	Type	TD 2012 L 04	TCD 2012 L 04	
Design		Turbo/liquid-cooled/ high-pressure injection	Turbo/liquid-cooled/high-pressure injection and intercooler	
Maximum power (2000/25 EC)*	kW/hp	63.5/85	73/99	80/109
Speed rated	rpm	2,300		2,100
Cylinders/cubic capacity	No./cm³	4/4,038		
Bore/stroke	mm	101/126		
Torque rise	%	32	35	
Maximum torque	Nm	320	380	400
Constant torque range	rpm	1,400-1,600	1,400-1,700	1,400-1,800
Constant power range	rpm	1,800-2,300		
Engine oil change interval		500 h or every year**		
Oil quantity/tank capacity	l	9/160		
Use of bio-diesel		Suitable for unrestricted use of fuel in accordance with DIN EN 14214		
Cab				
Design		Integrated cab, with noise insulation, exhaust on the side of the strut		
Specification		Sun blind, tinted windows, wiper/washer unit at front and rear, rear cable access facility, working head-lamp at front and rear, interior lighting, Grammer mechanical comfort seat (with air suspension on request) with seat belt		
Ventilation		Heater with 3-speed fan		
Air conditioning		Front and rear windows can be tilted, A/C system on request, opening roof window on request		
Display		Non-glare information display with digital display showing vehicle speed, speed of front/rear PTO, powershift stages, operating hours, time, etc.		
Electrical system				
Voltage	V	12		
Battery	V/Ah/A	12/180/800		
Chassis, brakes, steering				
Front differential lock		100%, electrohydraulic activation		
Rear differential lock		Electrohydraulic activation		
4-wheel drive operation		Mechanical, electrohydraulic on request		
Service brake		Wet disc brake system on all 4 wheels		
Steering system		Hydrostatic with separate pump (37l)		
Steering angle/minimum turning circle		55°/3.50 m		
Trailer brake		Combined one/two line compressed air braking system on request		
Working hydraulics				
System/oil reservoir		Open center/shared with transmission		
Pump flow rate	l/min (bar)	54 (190)		
Available oil quantity	l	20		

* Basis for approval
** Engine oil change interval halved if run on bio-diesel

Type designation		410	420	430
Hitch				
Category of 3-point hitch, rear		II/fast coupler optional		
Maximum lift capacity	kg	4,300	5,100	5,300, (6,200 opt)
Front hitch, cat. II		Integrated with folding lower links on request		
Front hitch maximum lift capacity	kg	1,800		
Hydraulic remote valves				
No. of remote valves		2/3/4 on request		
Non-pressurized recirculation		Standard		
Version		Double-acting, mechanical actuation		
Transmission				
Transmission	V/R	15/15 or 20/20 30/30 or 40/40 with Hi-Lo		15/15 or 20/20 30/30 or 40/40 with Hi-Lo 40/40 Overspeed with Hi-Lo
Clutch actuation		Mechanical, electrohydraulic actuation via foot pedal and button on gear lever on request		
Shuttle control		Mechanical with separate shifting lever on the left side, electrohydraulic Powershuttle on request		
Front PTO				
Actuation		Electrohydraulic engagement		
Speed	rpm	1,000		
Direction of rotation		Right in direction of travel		
Rear PTO				
Actuation		Electrohydraulic; in the cab and on the two rear mudguards		
Ground-speed PTO		With separate PTO stub shaft on request		
PTO speeds		540/540 E/1,000/1,000 E		
Engine speed 540/540 E/1,000/1,000 E	rpm	2,080/1,630/2,280/1,780		

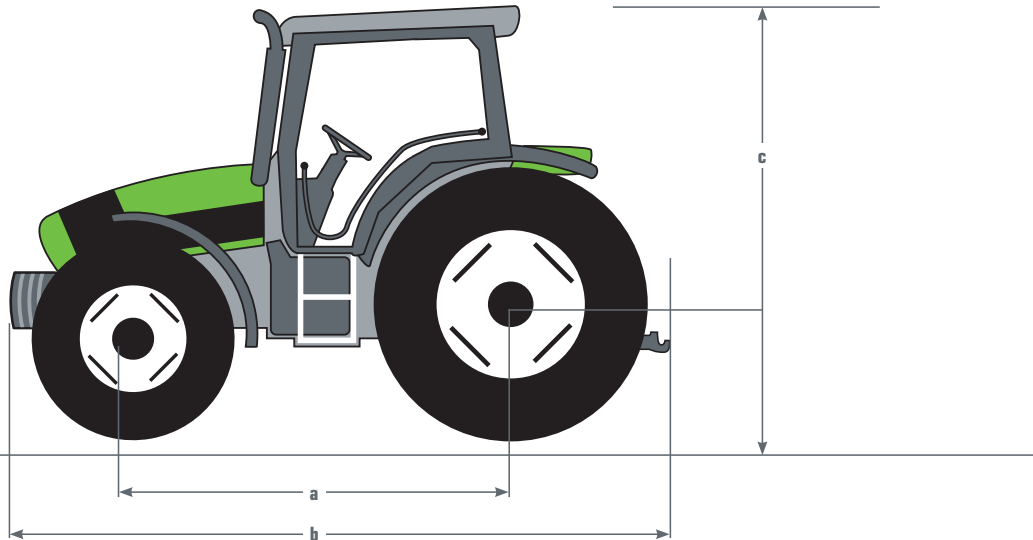
* Limited to 40 kph

TECHNICAL DATA.

a Wheel base

b Length

c Height above cab



Type designation	410	420	430
Dimensions in mm			
a Wheel base	2,310	2,340	
b Length without lower link	3,850	3,950	3,990
c Overall height with A/C*	2,740	2,790	
Track widths	Adjustable wheel rims, track widths between 1,500 and 2,100mm possible depending on tires		
Minimum width	1,957 mm with 340/85 R 38 tires		
Ground clearance (with standard tires)	500		
Weights in kg (40 km/h, cab)			
Unladen weight (min-max)			
Front	1,552 - 1,840	1,570 - 1,930	1,577 - 1,930
Rear	2,180 - 2,260	2,337 - 2,530	2,530 - 2,730
Total	3,732 - 4,100	3,907 - 4,460	4,107 - 4,660
Permissible laden weight			
Maximum front axle load	2,800	3,000	
Maximum rear axle load	3,300	4,800	
Permissible total weight	6,100	7,200	

* For Hight Visibility Roof with 420/85 R30 rear tyres

Homologated tyres	410		420/430	
Tyre combination	Front	Rear	Front	Rear
4 wheel drive	320 / 85 R 24	420 / 85 R 30	380/85 R24	420/85 R34
4 wheel drive	12.4 R24	16.9 R30	14.9 R24	16.9 R34
4 wheel drive	360/70 R24	480/70 R30	420/70 R24	480/70 R34
4 wheel drive	420/65 R24	540/65 R30	480/65 R24	540/65 R34
4 wheel drive	340 / 85 R24	460 / 85 R30	280 / 85 R28	340 / 85 R38
4 wheel drive	13.6 R24	18.4 R30	11.2 R28	13.6 R38
4 wheel drive	380/70 R24	520/70 R30	340/85 R28	60/85 R34
4 wheel drive	380/85 R24	420/85 R34	13.6 R28	18.4 R34
4 wheel drive	14.9 R24	16.9 34	360/70 R28	520/70 R34
4 wheel drive	420/70 R24	480/70 R34	420/85 R24	460/85 R34
4 wheel drive	480/65 R24	540/65 R34	16.9 R24	18.6 R34
4 wheel drive	280/85 R28	340/85 38	480/70 R24	520/70 R34
4 wheel drive	11.2 R28	13.6 R38	340/85 R28	420/85 R38
4 wheel drive	210/95 R32	230/95 R44	13.6 R28	16.9 R38
4 wheel drive	7.50 -16	420/85 R30	380/70 R28	480/70 R38
4 wheel drive	–	–	440/65 R28	540/65 R3
4 wheel drive	–	–	340/85 R28	380/85 R38
4 wheel drive	–	–	13.6 R28	14.9 R38
4 wheel drive	–	–	210/95 R32	230/95 R44
4 wheel drive	–	–	210/95 R36	230/95 R48
4 wheel drive (Cab only)			12.4 R24	16.9 R30
4 wheel drive (Cab only)			320/85 R24	420/85 R30
4 wheel drive (Cab only)			360/70 R24	480/70 R30
4 wheel drive (Cab only)			540/65 R24	600/65 R34
2 wheel drive	7.50 -16	16.9 R30	7.50 -18	420/85 R34
2 wheel drive	7.50 -20	340/85 R38	7.50 -18	16.9 R34
2 wheel drive	7.50 -20	13.6 R38	9.00 -16	340/85 R38
2 wheel drive	9.00 -16	420/85 R34	9.00 -16	13.6 R38
2 wheel drive	9.00 -16	16.9 R34	11.00 -16	460/85 R34
2 wheel drive	11.00 -16	16.9 R34	11.00 -16	18.4 R34
2 wheel drive	11.00 -16	420/85 R34	11.00 -16	480/70 R34
2 wheel drive	11.00 -16	13.6 R38	11.00 -16	380/85 R38
2 wheel drive	11.00 -16	340/85 R38	11.00 -16	14.9 R38
2 wheel drive	11.00 -16	480/70 R34	11.00 -16	420/85 R38
2 wheel drive	7.50 -20	230/95 R44	11.00 -16	16.9 R38
2 wheel drive			11.00 -16	13.6 R38
2 wheel drive			11.00 -16	340/85 R38
2 wheel drive			11.00 -16	16.9 R34
2 wheel drive			11.00 -16	420/85 R34
2 wheel drive			7.50 -20	230/95 R44
2 wheel drive			7.50 -20	230/95 R48
2 wheel drive			7.50 -16	270/95 R44

SURE AND SAFE WITH ORIGINAL DEUTZ-FAHR SERVICE AND PARTS.



Original service is wise.

Only your DEUTZ-FAHR specialist dealer knows your tractor inside and out. Only your dealer has regularly trained mechanics and experts on call. Only dealers have the special tools and diagnostic equipment required for competent diagnosis and inspection. All this gives you peace of mind – without doubt.

Original parts make good sense.

As you placed your trust in the original tractor, we recommend you use original parts when required. Only these comply with the high quality and safety standards of DEUTZ-FAHR and ensure correct function and operation without problems – guaranteed.

DEUTZ-FAHR lubricants.

We recommend genuine DEUTZ-FAHR lubricants. The outstanding quality of this product range, which is made exclusively for DEUTZ-FAHR, ensures that your tractor always receives exactly what it needs.



Your DEUTZ-FAHR dealer will be pleased to answer your questions:

This printed material is designed for international use. The illustrations it contains show both special equipment and incomplete standard equipment. The availability of some illustrated models, standard and special equipment can vary from country to country. Only the dealer's price list stipulates whether such illustrated equipment is included as a standard feature or whether it is a special accessory. In addition the illustrated mounted implements and special accessories may not always comply with the respective statutory regulations. It is the responsibility of the customer – after consultation with the dealer – to verify this, taking the operating instructions into account. All information and illustrations in this brochure are subject to correction; errors excepted. Furthermore all information contained in this brochure is not binding and is subject to modifications of a technical and commercial nature or those resulting from statutory regulations. No claims whatsoever can be derived from these. SAME DEUTZ-FAHR DEUTSCHLAND GmbH reserves the right to make any changes to the design and technical construction and also the scope of standard equipment at any time and without prior notice.

308.8537.3.4-3

 **SAME DEUTZ-FAHR**

SAME DEUTZ-FAHR DEUTSCHLAND GmbH, D-89415 Lauingen, www.deutz-fahr.de



EVOLVING AGRICULTURE.